



Barrier-Free® Power Examination Table

625





Easier access to help put patients and caregivers in their comfort zone

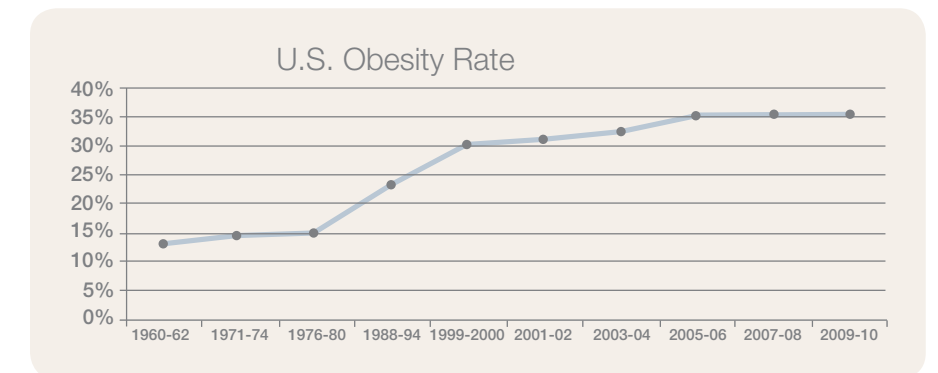
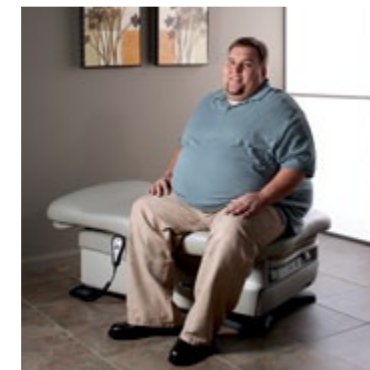
The Midmark 625 Barrier-Free® Examination Table – designed to be the most patient-accessible table available today.

Whether transferring a wheelchair patient or assisting an expectant mom, one thing is clear: the Midmark 625 is designed to make positioning patients onto the exam table easier, more efficient, and safer for you and your staff. With its 18- to 37-inch adjustable table height, the 625 is designed to make lifting less stressful, more controlled, and helps ensure a patient's dignity in the exam room.



Capacity, connectivity, comfort... and more

As healthcare continues to evolve, it's essential to keep pace so providers and caregivers can move confidently into the future. There are enormous benefits to be gained by streamlining the exam room workflow, and one reliable way to achieve this is with the Midmark 625 Barrier-Free® Examination Table. The Midmark 625 is designed to offer all the capacity, accessibility and connectivity needed to provide excellent patient care without additional strain on you or your staff. Plus, with timesaving new features built into the Midmark 625, you'll be able to face the future of healthcare knowing that time truly is on your side.



Source: CDC/NHAINES: adults ages 20-74 years

Support for a changing demographic

Over one third of the population is considered obese, and the number continues to rise. Many healthcare providers face the risk of being ill equipped to care for a growing number of patients.

Don't let your equipment put limitations on your practice. The Midmark 625 has a 650-pound patient weight capacity, which allows you to see more patients in the exam room and to provide those patients with the best care possible.

Patient-centered care. How does your practice measure up?

More and more of today's patients face a variety of mobility and accessibility challenges, and of course, you and your staff want to help patients address those challenges successfully. This can mean re-thinking the workflow so you can focus on bringing care directly to the patient. For example, for many patients the process of being weighed can be uncomfortable, particularly if the scale is in an open hallway, as it often is. With mobility concerns and perhaps waiting for a turn, this pre-exam weighing process can be inefficient, cumbersome and even embarrassing for the patient.

The Midmark 625 Barrier-Free® Examination Table was designed to eliminate these challenges with a simple, yet ingenious, solution: a digital scale actually built into the body of the exam table.

Minimize effort. Maximize time. Put patients at ease. The new Midmark 625 with IQscale® makes it all possible.

A built-in scale for a more effortless exam

The Midmark 625 with IQscale® features an integrated, digital scale designed to weigh patients quickly, efficiently and discreetly. The handheld controls are designed to allow you to run the scale functions (including BMI calculations) with the push of a button. Connect the 625 to a host computer for digital transfer of patient's weight to supported software. Since patients remain positioned on the exam table, you'll streamline your workflow, save valuable time, and be able to spend more time caring for your patients.

IQscale® is designed to record weight automatically and electronically to help reduce human error and improve accuracy and privacy. Isn't that a weight off your shoulders?



All-in-one handheld control

One device does it all. This simple handheld device is designed to control the entire table, including seat height and seatback angle adjustment, scale functions and BMI calculations.



The conventional weigh-in

For any patient, but especially for those with mobility challenges, the process of being weighed in an ordinary, exposed hallway setting could be an awkward, time-consuming and even embarrassing ordeal.

Connect patients, practice, records... all in one spot

Consider the future of healthcare: it will mean more connectivity, an increase in integrated data and the expansion of the EMR. In many ways, that future is already here. And the best news is that innovations in equipment are now available to help you and your staff navigate this new technological terrain. The Midmark 625 Barrier-Free® Examination Table is designed to offer advanced options like the IQhub®. With the seamlessly integrated IQhub®, gathering data and keeping EMRs up to date will be easier, faster and more accurate. Plus, state-of-the-art connectivity gives the Midmark 625 the ability to better support mandatory Meaningful Use requirements.



Easy access receptacles and data ports

USB and serial ports on both sides of the table serve as a hub for digital information. Designed to connect compatible vitals devices directly to the table, the hub allows you to record blood pressure, temperature and pulse rate instantly at the point of care. This provides the means for patient data to be passed through your computer and be automatically transferred and stored with the click of a button.



Hidden connections keep cords neatly out of sight

With the power-source receptacle and data ports located in the rear near floor-level, cords can be kept out of sight for a cleaner look and a safer exam room environment. The rear data ports can be used to connect to laptop computers, creating a data-capturing network directly through the exam table.



From caregiver to patient. From devices to EMR. Connect your exam room with IQhub®.

The Midmark 625 with IQscale® and IQhub® is designed to streamline the process of gathering and recording your patients' vitals and keeping EMRs up to date and error free. These features can help you focus more of your time and attention on your patients and less time on devices and recordkeeping. Midmark exam tables let you do what you do best—provide excellent care for your patients.

In addition to connecting your vitals, the Midmark 625 with IQhub® lets you connect other compatible digital diagnostic devices at the point of care. The diagnostic data is then ported directly through the IQhub® to your computer for increased speed and accuracy.





Powered Multi-Positioning

Custom actuators are designed to quickly move patients into the proper exam position, enhancing productivity. Powered movement of the seat and back gives you the flexibility of positioning patients where you need them.



Barrier-Free® Entry



Supine Position



Lithotomy Position



Low Seated Position

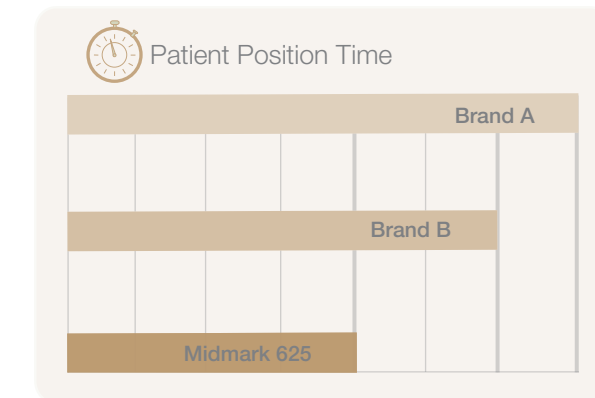


Elevated Seated Position

New features offer the speed and efficiency you need

Engineered to maximize proficiency

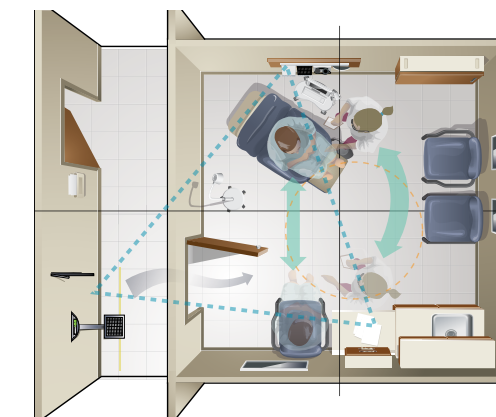
High performance actuators and new, innovative features like Quick Exam® and Motion Profiling® are designed to give you the freedom to position patients quicker, multi-task when needed, and work more efficiently than any other table on the market.



Typical power examination tables take anywhere from 20 to 24 seconds to position patients. The Midmark 625 positions patients in only 14 seconds, saving you valuable time.

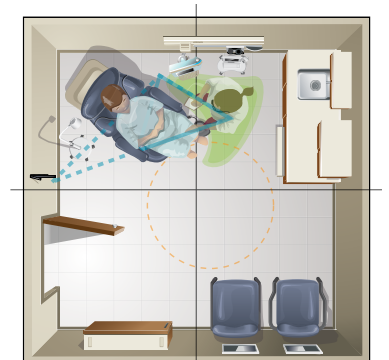
It all comes together right here in the exam room

Meeting new challenges means working more efficiently. And the Midmark 625 Barrier-Free® Examination Table offers everything you need to succeed in the ever-evolving world of healthcare. Designed with a range of features to provide full connectivity, generous capacity and a convenient, built-in scale for added efficiency, accuracy and ultimately a healthier healthcare practice.



Traditional workflow: complex and slow

Weighing a patient in a secondary location is time-consuming, cumbersome and perhaps even embarrassing to the patient.



Today's workflow: simple and streamlined

With its accurate, integrated scale, the Midmark 625 with IQscale® offers a simpler and far more efficient exam protocol. You may also save valuable time per patient.

Versatile features and accessories add functionality and efficiency

The Midmark 625 Barrier-Free® Examination Table offers innovative features and accessories designed to give caregivers greater flexibility and help patients feel comfortable and more secure.

Standard Features:



Hand and Foot Control
Standard hand and foot control designed to make patient positioning quick, effective and always within reach.



Removable Upholstery
Allows for color change in seconds or additional access for a thorough cleaning. It's also easy to remove without the use of tools.



Premium Comfort System®
This patented feature stretches elastomeric material over a seat cutout designed to enhance patient comfort for a chair-like feel on an exam table.



Exam Assistant®
Fold down front gives you unrestricted access to exam supplies, and allows you to get closer to the patient while remaining in an ergonomically correct position.



Motion Profiling®
Designed to adjust speed during backrest movement to mimic the motion of the human body, delivering more natural movement and reducing the time needed to position the patient.



Electrical Receptacles
Hospital grade electrical receptacles on both sides of the table give you easy access to electrical power, freeing up floor space from power cords.



Barrier-Free® Entry
Low, flat position designed to reduce the likeliness of patient or caregiver injury.



Quick Exam®
The Quick Exam® feature allows you to elevate the table to the exam position with one touch of the control.

Available Accessories:



Patient Support Rails
Designed to offer patients a continuous gripping surface for entering and exiting the exam table, helping reduce the likelihood of injury.



Wireless Hand Control
Wireless Foot Control

Wireless Controls
Remove cords and eliminate obstacles. Enjoy the freedom of locating the hand and foot control anywhere in the room. Low battery audible indicator is designed to provide early warning of approaching battery replacement.



Adjustable Arm System
Designed to offer patients stable support for accessing the exam table and a sense of security during transfer. Arms rotate and lock into one of three positions and are easily removable.



Lower Body Drain Pan
Ideal for lower body procedures or other situations in which removal of fluid and debris is necessary.



Assist Handles
Designed to provide patients a secure means of access to the exam table or to reposition themselves during an exam. Easily removed without tools, assist handles offer greater patient access.



Supply Assistant
Provides extra storage for bulky exam supplies. Keeps drapes, gowns and similar items within easy reach.



Articulating Knee Crutches
A more ergonomic and comfortable option compared to standard stirrups. The ball joint design offers ultimate flexibility in patient positioning. Available in a non-articulating option.



Ritter 253 LED Exam Light
Designed to be the perfect complement to any procedure room, the 253 is designed with features like easy access controls, high intensity light and an adjustable focal spot. Available in table mount and mobile options.



IQvitals® Table Mount
Convenient table mount for the Midmark IQvitals® vital signs device, designed to fit all Midmark and Ritter exam tables.

Specifications

Patient Weight Capacity:
650 lb (295 kg)

Height:
Minimum 18" (46 cm)
Maximum 37" (94 cm)

Premium Upholstery Dimensions (top):
28" W x 59.5" L
(71 cm x 151 cm)

Length with Footrest Extended:
75.5" (190 cm)

Stirrups are standard

Pelvic Tilt: 7°

Heated Drawer (35 watt)

Temperature: 98°F (37°C)

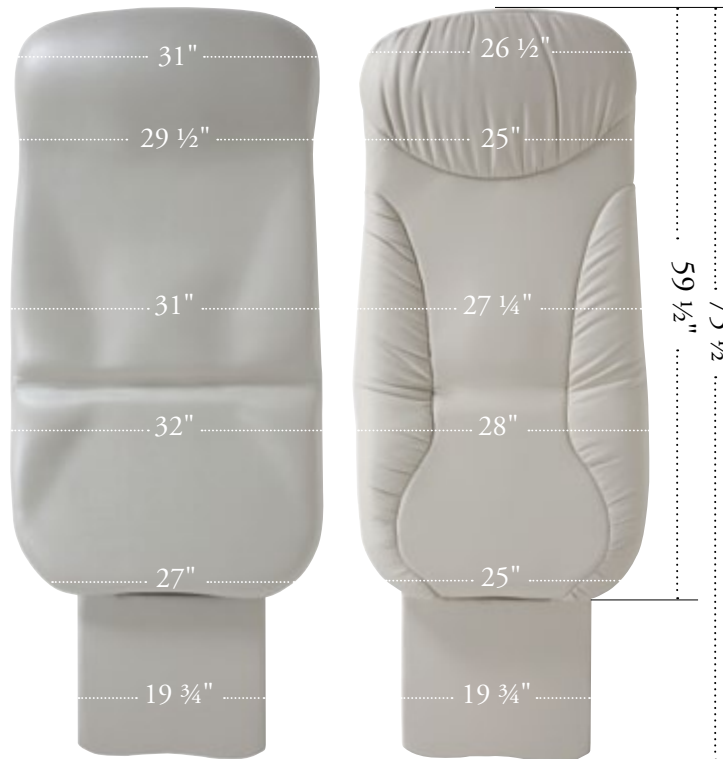
Paper Roll Holder Holds 21" x 3.5"
dia. paper roll (53 cm x 9 cm)

Electrical Receptacle:
(115 VAC, 5 A Max.)

Hospital grade, electrical
receptacles on left and right sides

Table Weight:
433 lb (197 kg)

Shipping Weight:
505 lb (229 kg)



Electrical Ratings

625-001 – 115 VAC, 50/60 Hz, 12 A

625-003 – 115 VAC, 50/60 Hz, 12 A

625-004 – 115 VAC, 50/60 Hz, 12 A

Safety Standards

UL 60601-1, CAN/CSA-C22.2

No.601.1-M90, EN 60601-1

NFPA 99

Options

Ultra-Premium Top:
28" W x 59.5" L (71 cm x 151 cm)

Wide Premium Top:
32" W x 59.5" L (81 cm x 151 cm)
Paper Roll Holder holds
24" x 3.5" dia. paper roll
(61 cm x 9 cm)

IQscale®:

Scale Capacity: 650 lb (294.8 kg)
Scale Resolution: 0.2 lb (0.1 kg)

Scale Accuracy:
30 - 100 lb
(13.6 - 45.4 kg) ± 0.2 lb (0.1 kg)

100 - 300 lb
(45.4 - 136.1 kg) ± 0.4 lb (0.2 kg)

300 - 500 lb
(136.1 - 226.8 kg) ± 0.6 lb (0.3 kg)

500 - 650 lb
(226.8 - 294.8 kg) ± 0.8 lb (0.4 kg)

IQhub®:

USB ports on left and right sides,
and rear of table

USB speeds up to 480 Mbit/sec

Vitals device ports on left and right
sides, plus rear of table

Accessories

Patient Support Rails:
Right and left rails included

Supply Assistant:
22.4" W x 17.9" L x 12.1" H
(57 cm x 46 cm x 31 cm)

Adjustable Arm System:
Right and left side arms included

Assist Handles:
Right and left side assist
handles included

Knee Crutches:
Articulating and standard

PC Work Shelf

Flat Upholstery:
Stitched, without pillow

Urology Pan With Hose

Stainless Steel Pan

Premium Solid Upholstery Colors

Blueberry-235

Cashmere Blue-239

Silver Sage-236

Terra Cotta-240

Fossil Grey-238

Tea Green-237

Black-312

Premium Pattern Upholstery Colors

Belagio-247

Capri-251

Siena-248

Treviso-252

Firenze-250

Tuscany-249

Ultra-Premium Solid Upholstery Colors

Ultra-Pacific Blue-241

Ultra-Sky-245

Ultra-Spruce-242

Ultra-Canyon-246

Ultra-Arctic-244

Ultra-Olivine-243

Ultra-Raven Wing-228

CARB 93120.2 Phase 2 Compliant

Midmark is an ISO 13485 and ISO 9001 Certified Company

For more information or a demonstration, contact your Midmark
dealer or call: 1-800-MIDMARK Fax: 1-800-365-8631
Outside the U.S.A. call: 1-937-526-3662 Fax: 1-937-526-8392
or visit our website at midmark.com

Tables, Seating, Casework, Lighting, Waste Receptacle -
Manufactured by Midmark Corporation, Versailles, OH.

Diagnostics - Manufactured by Midmark Corporation, Torrance, CA.

Care Exchange® Carts - Manufactured by Altus, Walker, MI
for distribution by Midmark Corporation.

© 2009 Midmark Corporation
60 Vista Drive, Versailles, Ohio 45380
Products subject to improvement changes without notice
Litho in U.S.A. 007-0828-00 Rev. G1 (3/16)

